



KCG COLLEGE OF TECHNOLOGY
(UNIT OF H.E.T.C. REGD. SOCIETY)
KCG NAGAR, RAJIV GANDHI SALAI (OMR), KARAPAKKAM, CHENNAI - 600 097


BALANCE SHEET AS AT 31ST MARCH, 2021

SOURCES OF FUNDS	SCH	CURRENT YEAR 2020-21	PREVIOUS YEAR 2019-20
		Rs.	Rs.
HEAD OFFICE ACCOUNT	1	46,61,64,666	46,72,85,536
LOANS/BORROWINGS			
SECURED	2	1,66,52,075	1,99,67,485
		1,66,52,075	1,99,67,485
CURRENT LIABILITIES & PROVISIONS	3	6,26,45,913	7,97,70,412
TOTAL		54,54,62,654	56,70,23,433
APPLICATION OF FUNDS			
FIXED ASSETS			
TANGIBLE ASSETS	4	51,00,66,185	54,87,80,064
		51,00,66,185	54,87,80,064
CURRENT ASSETS	5	2,00,41,792	81,74,492
LOANS, ADVANCES & DEPOSITS	6	1,53,54,676	1,00,68,878
TOTAL		54,54,62,654	56,70,23,433

For KCG COLLEGE OF TECHNOLOGY
(Unit of Hindustan Engineering Training Centre)



Dr. Elizabeth Verghese
President


Dr. Anand Jacob Verghese
Vice President


Ashok Verghese
Treasurer

To be read with our report of even date

For ALLADI KRISHNAN & KUMAR,
Chartered Accountants,
Firm Reg. No. 100282W






Venkatesh.R
Partner
M No.22149


Place: Chennai
Date: 25.10.2021



KCG COLLEGE OF TECHNOLOGY (UNIT OF H.E.T.C. REGD. SOCIETY) KCG NAGAR, RAJIV GANDHI SALAI (OMR), KARAPAKKAM, CHENNAI - 600 097 INCOME AND EXPENDITURE ACCOUNT FOR THE YEAR ENDED 31ST MARCH 2021			
PARTICULARS	SCH	CURRENT YEAR 2020-2021	PREVIOUS YEAR 2019-2020
INCOME		Rs.	Rs.
ACADEMIC RECEIPTS	7	19,85,50,422	22,32,66,463
GRANTS & DONATIONS	8	10,99,481	45,49,414
OTHER INCOME	9	1,04,869	1,73,851
TOTAL		19,97,54,772	22,79,89,728
EXPENDITURE			
STAFF PAYMENTS & BENEFITS	10	9,46,18,021	14,49,09,738
ACADEMIC EXPENSES	11	2,59,32,627	2,82,39,250
ADMINISTRATIVE AND GENERAL EXPENSES	12	1,68,13,651	3,86,21,858
REPAIRS & MAINTENANCE	13	1,15,53,271	3,53,92,375
FINANCE COSTS	14	28,65,974	49,49,166
DEPRECIATION	4	4,33,44,801	4,41,92,329
TOTAL		19,51,28,346	29,63,04,717
BALANCE BEING EXCESS OF INCOME OVER EXPENDITURE		46,26,426	(6,83,14,989)
<p style="text-align: right;">To be read with our report of even date</p> <div style="display: flex; justify-content: space-between;"> <div> <p>For KCG COLLEGE OF TECHNOLOGY (Unit of Hindustan Engineering Training Centre)</p> <p><i>[Signature]</i> Dr.Elizabeth Verghese President</p> <p><i>[Signature]</i> Dr.Anand Jacob Verghese Vice President</p> <p><i>[Signature]</i> Ashok Verghese Treasurer</p> </div> <div> <p>For ALLADI KRISHNAN & KUMAR, Chartered Accountants, Firm Reg. No. 100282W</p> <p><i>[Signature]</i> Venkatesh.R Partner M No.22149</p> </div> </div> <p>Place: Chennai Date: 25.10.2021</p>			



KCG COLLEGE OF TECHNOLOGY (UNIT OF H.E.T.C. REGD. SOCIETY) 40, G.S.T. ROAD, ST. THOMAS MOUNT, CHENNAI - 600 016 BALANCE SHEET AS AT 31ST MARCH 2020			
PARTICULARS	SCH.	CURRENT YEAR	PREVIOUS YEAR
		2019-20	2018-19
LIABILITIES		Rs.	Rs.
HEAD OFFICE ACCOUNT			
LESS:: EXCESS OF EXPENDITURE OVER INCOME		535,600,525	499,176,569
		68,314,989	86,228,852
		467,285,536	412,947,717
SECURED LOANS		19,967,485	26,629,726
CURRENT LIABILITIES			
SUNDRY CREDITORS	1	69,467,247	26,274,237
CAUTION DEPOSIT		10,303,165	8,634,165
		79,770,412	34,908,402
TOTAL		567,023,434	474,485,845
ASSETS			
FIXED ASSETS	2	548,780,064	444,142,629
CURRENT ASSETS AND LOANS & ADVANCES			
A. CURRENT ASSETS			
CASH AND BANK BALANCES	3	8,174,492	1,516,080
OTHER DEPOSITS	4	1,741,274	1,647,074
		9,915,766	3,163,154
B. LOANS & ADVANCES	5	8,327,604	27,180,062
TOTAL		567,023,434	474,485,845
For KCG COLLEGE OF TECHNOLOGY (Unit of Hindustan Engineering Training Centre)		To be Read with our Report of Even date For ALLADI KRISHNAN & KUMAR Chartered Accountants FRN No. 100282W	
 Dr. Elizabeth Verghese President	 Dr. Anand Jacob Verghese Vice President	 Ashok Verghese Treasurer	 Venkatesh R Partner M No. 22149
Place: Chennai Date: 30.11.2020			



KCG COLLEGE OF TECHNOLOGY (UNIT OF H.E.T.C. REGD. SOCIETY) 40, G.S.T. ROAD, ST. THOMAS MOUNT, CHENNAI - 600 016		
INCOME AND EXPENDITURE ACCOUNT FOR THE YEAR ENDED 31ST MARCH, 2020		
PARTICULARS	CURRENT YEAR 2019-20	PREVIOUS YEAR 2018-19
INCOME	Rs.	Rs.
ADMISSION & REGISTRATION FEES	354,120	336,741
TUITION FEE	201,073,614	209,895,509
HOSTEL FEES	7,642,147	6,687,922
BUS FEES	13,954,172	14,614,060
INTEREST RECEIVED	58,984	95,158
PROFIT ON SALE OF ASSET	114,867	248,461
GRANT RECEIVED	4,549,414	-
MISCELLANEOUS COLLECTIONS	242,410	262,416
EXCESS OF EXPENDITURE OVER INCOME	68,314,989	86,228,852
TOTAL	296,304,717	318,369,119
EXPENDITURE		
SALARY, WAGES & ALLOWANCES	142,894,766	142,011,835
AICTE & AFFILIATION EXPENSES	3,466,017	2,890,320
ELECTRICITY CHARGES	6,349,185	5,521,936
EXAMINATION EXPENSES	2,096,624	4,479,061
GENERAL MAINTENANCE & REPAIRS	10,251,950	9,414,916
VEHICLE MAINTENANCE	12,824,919	19,008,113
INTEREST & FINANCE CHARGES	4,949,166	36,419,040
ADVERTISEMENT & PUBLICITY	12,295,565	13,920,260
PRINTING & STATIONERY	4,098,389	3,674,841
RENT, RATES & TAXES	3,640,420	1,510,835
TRAVELLING & CONVEYANCE	2,941,994	2,643,950
LAB EXPENSES	896,889	898,588
LEGAL & CONSULTANCY CHARGES	4,411,941	3,792,980
INSURANCE EXPENSES	1,315,007	1,165,514
SPORTS EXPENSES	799,012	832,074
SECURITY & HOUSE KEEPING EXPENSES	8,752,345	6,550,444
LIBRARY EXPENSES	2,052,058	3,114,526
POSTAGE & TELEPHONES	1,107,658	1,555,943
STAFF WELFARE EXPENSES	2,014,972	1,072,852
RESEARCH & DEVELOPMENT EXPENSES	2,802,072	3,392,606
GENERAL & MISCELLANEOUS EXPENSES	5,117,806	5,817,177
SCHOLARSHIP	10,515,650	5,119,250
TRAINING EXP STUDENTS	6,517,982	7,441,340
DEPRECIATION	44,192,329	36,120,718
TOTAL	296,304,717	318,369,119

For KCG COLLEGE OF TECHNOLOGY
(Unit of Hindustan Engineering Training Centre)

To be Read with our Report of Even date
For ALLADI KRISHNAN & KUMAR
Chartered Accountants
FRN No. 100282W

Dr.Elizabeth Verghese
President

Dr.Ahmad Jacob Verghese
Vice President

Ashok Verghese
Treasurer

Venkatesh R
Partner
M No. 22149

Place: Chennai.
Date : 30.11.2020



KCG COLLEGE OF TECHNOLOGY
(UNIT OF H.E.T.C. REGD. SOCIETY)
40, G.S.T. ROAD, ST. THOMAS MOUNT
CHENNAI - 600 016

INCOME AND EXPENDITURE ACCOUNT FOR THE YEAR ENDED 31ST MARCH, 2019

INCOME	RS.
ADMISSION & REGISTRATION FEES	336,741
TUITION FEE	209,895,509
HOSTEL FEES	6,687,922
BUS FEES	14,614,060
INTEREST RECEIVED	95,158
PROFIT ON SALE OF ASSET	248,461
MISCELLANEOUS COLLECTIONS	262,416
EXCESS OF EXPENDITURE OVER INCOME	86,228,852
TOTAL	318,369,119
EXPENDITURE	
SALARY, WAGES & ALLOWANCES	142,011,835
AICTE & AFFILIATION EXPENSES	2,890,320
ELECTRICITY CHARGES	5,521,936
EXAMINATION EXPENSES	4,479,061
GENERAL MAINTENANCE & REPAIRS	9,414,916
VEHICLE MAINTENANCE	19,008,113
INTEREST & FINANCE CHARGES	36,419,040
ADVERTISEMENT & PUBLICITY	13,920,260
PRINTING & STATIONERY	3,674,841
RENT, RATES & TAXES	1,510,835
TRAVELLING & CONVEYANCE	2,643,950
LAB EXPENSES	898,588
LEGAL & CONSULTANCY CHARGES	3,792,980
INSURANCE EXPENSES	1,165,514
SPORTS EXPENSES	832,074
SECURITY & HOUSE KEEPING EXPENSES	6,550,444
LIBRARY EXPENSES	3,114,526
POSTAGE & TELEPHONES	1,555,943
STAFF WELFARE EXPENSES	1,072,852
RESEARCH & DEVELOPMENT EXPENSES	3,392,606
GENERAL & MISCELLANEOUS EXPENSES	5,817,177
SCHOLARSHIP	5,119,250
TRAINING EXP STUDENTS	7,441,340
DEPRECIATION	36,120,718
TOTAL	318,369,119

For KCG COLLEGE OF TECHNOLOGY
(Unit of Hindustan Engineering Training Centre)

Dr.Elizabeth Verghese
President

Dr.Anand Jacob Verghese
Vice President

Ashok Verghese
Treasurer

Place: Chennai.
Date : 05.09.2019

To be Read with our Report of Even date
For ALLADI KRISHNAN & KUMAR
Chartered Accountants
Firm Reg. No. 100282W

Venkatesh R
Partner
M No.22149



KCG COLLEGE OF TECHNOLOGY
(UNIT OF H.E.T.C. REGD. SOCIETY)
40, G.S.T. ROAD, ST. THOMAS MOUNT
CHENNAI - 600 016

INCOME AND EXPENDITURE ACCOUNT FOR THE YEAR ENDED 31ST MARCH, 2018

INCOME	RS.
ADMISSION & REGISTRATION FEES	3,25,990
TUITION FEE	21,92,01,460
HOSTEL FEES	2,29,82,630
BUS FEES	1,76,81,492
INTEREST RECEIVED	5,61,323
PROFIT ON SALE OF ASSET	2,17,223
GRAND RECEIVED	2959088
MISCELLANEOUS COLLECTIONS	110945
EXCESS OF EXPENDITURE OVER INCOME	5,09,97,185
TOTAL	31,50,37,336
 EXPENDITURE	
SALARY, WAGES & ALLOWANCES	15,13,21,308
AICTE & AFFILIATION EXPENSES	24,73,372
ELECTRICITY CHARGES	5686608
EXAMINATION EXPENSES	231728
GENERAL MAINTENANCE & REPAIRS	8584813.03
VEHICLE MAINTENANCE	18750876
INTEREST & FINANCE CHARGES	3,43,66,657
ADVERTISEMENT & PUBLICITY	14621271
PRINTING & STATIONERY	2694760
RENT, RATES & TAXES	4771594
TRAVELLING & CONVEYANCE	24,16,605
LAB EXPENSES	13,77,689
LEGAL & CONSULTANCY CHARGES	42,24,821
INSURANCE EXPENSES	6,13,273
SPORTS EXPENSES	12,23,688
SECURITY & HOUSE KEEPING EXPENSES	63,49,273
LIBRARY EXPENSES	5,58,755
POSTAGE & TELEPHONES	17,78,985
STAFF WELFARE EXPENSES	14,18,670
RESEARCH & DEVELOPMENT EXPENSES	29,43,986
GENERAL & MISCELLANEOUS EXPENSES	33,38,679
SCHOLARSHIP	56,08,500
TRAINING EXP STUDENTS	40,56,175
DEPRECIATION	3,56,25,251
 TOTAL	 31,50,37,336

For KCG COLLEGE OF TECHNOLOGY
(Unit of Hindustan Engineering Training Centre)

To be Read with our Report of Even d
For ALLADI KRISHNAN & KUMAR
Chartered Accountants


Dr.Elizabeth Verghese
President


Dr.Anand Jacob Verghese
Vice President


Ashok Verghese
Treasurer


Venkatesh
Partner



Place: Chennai.
Date : 31.08.2018

6

KCG COLLEGE OF TECHNOLOGY
(UNIT OF H.E.T.C. REGD. SOCIETY)
40, G.S.T. ROAD, ST. THOMAS MOUNT
CHENNAI - 600 016

INCOME AND EXPENDITURE ACCOUNT FOR THE YEAR ENDED 31ST MARCH, 2017

INCOME	Rs.
ADMISSION & REGISTRATION FEES	304,400
TUITION FEE	209,744,520
HOSTEL FEES	24,429,304
BUS FEES	20,318,192
INTEREST RECEIVED	1,248,656
GRAND RECEIVED	1,791,750
MISCELLANEOUS COLLECTIONS	1,690,853
EXCESS OF EXPENDITURE OVER INCOME	34,340,894
TOTAL	<u>293,868,569</u>
EXPENDITURE	
SALARY, WAGES & ALLOWANCES	141,388,934
ACTE & AFFILIATION EXPENSES	3,291,418
ELECTRICITY CHARGES	6,560,777
EXAMINATION EXPENSES	289,584
GENERAL MAINTENANCE & REPAIRS	5,279,056
VEHICLE MAINTENANCE	26,136,479
INTEREST & FINANCE CHARGES	32,165,763
ADVERTISEMENT & PUBLICITY	11,985,704
PRINTING & STATIONERY	2,230,044
RENT, RATES & TAXES	2,014,225
TRAVELLING & CONVEYANCE	2,777,159
LAB EXPENSES	778,389
LEGAL & CONSULTANCY CHARGES	2,994,442
INSURANCE EXPENSES	136,681
SPORTS EXPENSES	639,751
SECURITY & HOUSE KEEPING EXPENSES	6,808,753
LIBRARY EXPENSES	2,881,223
POSTAGE & TELEPHONES	1,796,906
STAFF WELFARE EXPENSES	473,805
RESEARCH & DEVELOPMENT EXPENSES	2,519,847
GENERAL & MISCELLANEOUS EXPENSES	1,531,350
TRAINING EXP STUDENTS	5,826,418
DEPRECIATION	33,151,862
TOTAL	<u>293,868,569</u>

For KCG COLLEGE OF TECHNOLOGY
(Unit of Hindustan Engineering Training Centre)

Dr. Elizabeth Verghese
President

Dr. Anand Jacob Verghese
Vice President

Ashok Verghese
Treasurer

To be Read with our Report of Even date
For ALLADI KRISHNAN & KUMAR
Chartered Accountants

Venkatesh B
Partner

Place: Chennai.
Date : 01.09.2017



KCG COLLEGE OF TECHNOLOGY
(UNIT OF H.E.T.C. REGD. SOCIETY)
40, G.S.T. ROAD, ST. THOMAS MOUNT,
CHENNAI - 600 016


BALANCE SHEET AS AT 31ST MARCH 2016


LIABILITIES	SCH.		Rs.
HEAD OFFICE ACCOUNT		375,289,709	
LESS:: EXCESS OF EXPENDITURE OVER INCOME		<u>18,768,101</u>	356,521,608
SECURED LOANS			13,123,861
CURRENT LIABILITIES			
SUNDRY CREDITORS	1		41,584,475
TOTAL			<u><u>411,229,944</u></u>
ASSETS			
FIXED ASSETS	2		374,372,997
FIXED DEPOSIT WITH BANK			15,066,020
CURRENT ASSETS AND LOANS & ADVANCES			
A. CURRENT ASSETS			
CASH AND BANK BALANCES	3	13,470,152	
OTHER DEPOSITS	4	<u>2,307,284</u>	
			15,777,436
B. LOANS & ADVANCES	5		6,013,491
TOTAL			<u><u>411,229,944</u></u>


To be Read with our Report of Even date


For KCG COLLEGE OF TECHNOLOGY
(Unit of Hindustan Engineering Training Centre)

For ALLADI KRISHNAN & KUMAR
Chartered Accountants


Dr.Elizabeth Verghese
President


Dr.Anand Jacob Verghese
Vice President


Ashok Verghese
Treasurer


Venkatesh R
Partner

Place: Chennai
Date: 02-09-2016



KCG COLLEGE OF TECHNOLOGY
(UNIT OF H.E.T.C. REGD. SOCIETY)
40, G.S.T. ROAD, ST. THOMAS MOUNT
CHENNAI - 600 016

INCOME AND EXPENDITURE ACCOUNT FOR THE YEAR ENDED 31ST MARCH, 2016

INCOME	Rs.
ADMISSION & REGISTRATION FEES	443,516
TUITION FEE	209,120,516
HOSTEL FEES	23,825,143
BUS FEES	23,559,915
INTEREST RECEIVED	1,065,586
MISCELLANEOUS COLLECTIONS	1,606,726
EXCESS OF EXPENDITURE OVER INCOME	18,768,101
TOTAL	278,389,504
EXPENDITURE	Rs.
SALARY, WAGES & ALLOWANCES	137,403,105
AICTE & AFFILIATION EXPENSES	1,759,510
ELECTRICITY CHARGES	6,621,022
EXAMINATION EXPENSES	161,488
GENERAL MAINTENANCE & REPAIRS	5,638,706
VEHICLE MAINTENANCE	21,577,441
INTEREST & FINANCE CHARGES	25,603,006
ADVERTISEMENT & PUBLICITY	10,953,933
PRINTING & STATIONERY	2,064,458
RENT, RATES & TAXES	7,292,704
TRAVELLING & CONVEYANCE	2,437,155
LAB EXPENSES	1,007,168
LEGAL & CONSULTANCY CHARGES	2,640,328
INSURANCE EXPENSES	796,940
SPORTS EXPENSES	797,163
SECURITY & HOUSE KEEPING EXPENSES	6,438,373
LIBRARY EXPENSES	2,226,636
POSTAGE & TELEPHONES	549,861
STAFF WELFARE EXPENSES	220,629
RESEARCH & DEVELOPMENT EXPENSES	2,025,971
GENERAL & MISCELLANEOUS EXPENSES	3,939,516
TRAINING EXP STUDENTS	3,728,043
DEPRECIATION	32,497,349
TOTAL	278,389,504

For KCG COLLEGE OF TECHNOLOGY
(Unit of Hindustan Engineering Training Centre)

To be Read with our Report of Even date
For ALLADI KRISHNAN & KUMAR
Chartered Accountants

Dr. Elizabeth Verghese
President

Dr. Anand Jacob Verghese
Vice President

Ashok Verghese
Treasurer

Venkatesh R.
Partner

Place: Chennai.
Date : 02.09.2016



KCG COLLEGE OF TECHNOLOGY
(UNIT OF H.E.T.C. REGD. SOCIETY)
40, G.S.T. ROAD, ST. THOMAS MOUNT,
CHENNAI - 600 016

BALANCE SHEET AS AT 31ST MARCH 2015


LIABILITIES	SCH.		Rs.
HEAD OFFICE ACCOUNT		376,112,537	
LESS: EXCESS OF EXPENDITURE OVER INCOME		<u>33,900,949</u>	342,211,588
SECURED LOANS	1		3,834,915
CURRENT LIABILITIES			
SUNDRY CREDITORS	2	38,205,701	
CAUTION DEPOSIT		<u>10,472,715</u>	48,678,416
TOTAL			<u>394,724,919</u>
ASSETS			Rs.
FIXED ASSETS	3		362,904,400
FIXED DEPOSIT WITH BANK			14,129,667
CURRENT ASSETS AND LOANS & ADVANCES			
A. CURRENT ASSETS			
CASH AND BANK BALANCES	4	9,858,801	
OTHER DEPOSITS	5	<u>2,884,784</u>	12,743,585
B. LOANS & ADVANCES	6		4,947,267
TOTAL			<u>394,724,919</u>

To be Read with our Report of Even date

For KCG COLLEGE OF TECHNOLOGY
 (Unit of Hindustan Engineering Training Centre)

For ALLADI KRISHNAN & KUMAR
 Chartered Accountants


 Dr. Elizabeth Verghese
 President


 Dr. Arund Jacob Verghese
 Vice President


 Ashok Verghese
 Treasurer


 Venkatesh.R
 Partner

Place: Chennai
 Date: 04-09-2015



KCG COLLEGE OF TECHNOLOGY
(UNIT OF H.E.T.C. REGD. SOCIETY)
40, G.S.T. ROAD, ST. THOMAS MOUNT
CHENNAI - 600 016

INCOME AND EXPENDITURE ACCOUNT FOR THE YEAR ENDED 31ST MARCH, 2015

INCOME	Rs.
ADMISSION & REGISTRATION FEES	681,149
TUITION FEE	190,431,414
HOSTEL FEES	28,598,304
BUS FEES	22,734,581
INTEREST RECEIVED	1,070,675
MISCELLANEOUS COLLECTIONS	467,470
EXCESS OF EXPENDITURE OVER INCOME	33,900,949
TOTAL	286,884,543

EXPENDITURE	Rs.P.
SALARY, WAGES & ALLOWANCES	135,510,043
AICTE & AFFILIATION EXPENSES	2,431,100
ELECTRICITY CHARGES	6,519,524
EXAMINATION EXPENSES	171,479
GENERAL MAINTENANCE & REPAIRS	3,424,305
VEHICLE MAINTENANCE	21,772,013
INTEREST & FINANCE CHARGES	27,647,487
ADVERTISEMENT & PUBLICITY	16,176,101
PRINTING & STATIONERY	2,154,099
RENT, RATES & TAXES	4,581,429
TRAVELLING & CONVEYANCE	1,769,002
LAB EXPENSES	635,858
LEGAL & CONSULTANCY CHARGES	2,879,137
LOSS ON SALE OF ASSET	3,803,003
SPORTS EXPENSES	185,019
SECURITY & HOUSE KEEPING EXPENSES	7,021,200
LIBRARY EXPENSES	2,219,149
POSTAGE & TELEPHONES	1,160,392
STAFF WELFARE EXPENSES	465,933
RESEARCH & DEVELOPMENT EXPENSES	1,759,237
GENERAL & MISCELLANEOUS EXPENSES	1,706,386
TRAINING EXP STUDENTS	7,797,468
SCHOLARSHIP	5,425,950
DEPRECIATION	29,667,230

TOTAL	286,884,543
-------	--------------------

For KCG COLLEGE OF TECHNOLOGY
(Unit of Hindustan Engineering Training Centre)

To be Read with our Report of Even date
For ALLADI KRISHNA & KUMAR
Chartered Accountants


Dr. Elizabeth Verghese
President

 
Dr. Anand Jacob Verghese Ashok Verghese
Vice President Treasurer


Venkatesh.R
Partner

Place: Chennai
Date: 04-09-2015



KCG COLLEGE OF TECHNOLOGY
(UNIT OF H.E.T.C. REGD. SOCIETY)
40, G.S.T. ROAD, ST. THOMAS MOUNT,
CHENNAI - 600 016

BALANCE SHEET AS AT 31ST MARCH 2014

LIABILITIES	SCH.		Rs.P.
HEAD OFFICE ACCOUNT		353,999,135.43	
LESS: EXCESS OF EXPENDITURE OVER INCOME		<u>39,546,507.79</u>	314,452,627.64
SECURED LOANS	1		6,238,605.00
CURRENT LIABILITIES			
SUNDRY CREDITORS	2	46,032,230.35	
CAUTION DEPOSIT		<u>9,786,715.00</u>	55,818,945.35
TOTAL			<u>376,510,177.99</u>
ASSETS			
FIXED ASSETS	3		336,790,738.85
FIXED DEPOSIT WITH BANK			13,004,015.00
CURRENT ASSETS AND LOANS & ADVANCES			
A. CURRENT ASSETS			
CASH AND BANK BALANCES	4	21,457,759.09	
OTHER DEPOSITS	5	<u>2,132,429.00</u>	23,590,188.09
B. LOANS & ADVANCES	6		3,125,236.05
TOTAL			<u>376,510,177.99</u>

To be Read with our Report of Even date

For KCG COLLEGE OF TECHNOLOGY
(Unit of Hindustan Engineering Training Centre)

Dr. Elizabeth Verghese
President

Dr. Anand Jacob Verghese
Vice President

Place: Chennai
Date: 01-09-2014



For ALLADI KRISHNAN & KUMAR
Chartered Accountants

Venkatesh.R
Partner



KCG COLLEGE OF TECHNOLOGY
(UNIT OF H.E.T.C. REGD. SOCIETY)
40, G.S.T. ROAD, ST. THOMAS MOUNT
CHENNAI - 600 016

INCOME AND EXPENDITURE ACCOUNT FOR THE YEAR ENDED 31ST MARCH, 2014

INCOME


	Rs. P.
ADMISSION & REGISTRATION FEES	719,200.00
TUITION FEE	174,124,516.71
HOSTEL FEES	34,028,861.00
BUS FEES	20,127,613.00
INTEREST RECEIVED	1,159,715.00
MISCELLANEOUS COLLECTIONS	1,988,414.00
EXCESS OF EXPENDITURE OVER INCOME	39,546,307.79
TOTAL	271,694,831.50

EXPENDITURE

	Rs. P.
SALARY, WAGES & ALLOWANCES	123,264,924.02
AICTE & AFFILIATION EXPENSES	2,998,900.00
ELECTRICITY CHARGES	7,130,592.00
EXAMINATION EXPENSES	256,583.00
GENERAL MAINTENANCE & REPAIRS	6,320,860.50
VEHICLE MAINTENANCE	18,634,180.26
INTEREST & FINANCE CHARGES	31,439,705.91
ADVERTISEMENT & PUBLICITY	22,462,378.00
PRINTING & STATIONERY	654,981.50
RENT, RATES & TAXES	2,539,371.00
TRAVELLING & CONVEYANCE	1,678,033.00
LAB EXPENSES	1,136,145.00
LEGAL & CONSULTANCY CHARGES	4,228,328.00
SPORTS EXPENSES	908,309.00
SECURITY & HOUSE KEEPING EXPENSES	6,177,317.50
LIBRARY EXPENSES	460,341.00
POSTAGE & TELEPHONES	1,406,188.25
STAFF WELFARE EXPENSES	551,767.50
RESEARCH & DEVELOPMENT EXPENSES	1,284,876.00
GENERAL & MISCELLANEOUS EXPENSES	2,685,401.06
TRAINING EXP STUDENTS	3,923,085.00
SCHOLARSHIP	3,737,500.00
DEPRECIATION	27,594,902.00
TOTAL	271,694,831.50

For KCG COLLEGE OF TECHNOLOGY
(Unit of Hindustan Engineering Training Centre)


Dr. Elizabeth Verghese
President


Dr. Anand Jacob Verghese
Vice President

Place: Chennai.
Date : 01.09.2014



To be Read with our Report of Even date
For ALLADI KRISHNAN & KUMAR
Chartered Accountants


Venkatesh.R
Partner



(UNIT OF H.E.T.C. REGD. SOCIETY)
40, G.S.T. ROAD, ST. THOMAS MOUNT,
CHENNAI - 600 016

BALANCE SHEET AS AT 31ST MARCH 2013

LIABILITIES	SCH.	Rs.P.	Rs.P.
HEAD OFFICE ACCOUNT			
LESS: EXCESS OF EXPENDITURE OVER INCOME		261,549,957.30 41,333,548.08	220,216,409.22
SECURED LOANS	1		12,477,855.00
CURRENT LIABILITIES			
SUNDRY CREDITORS	2	34,530,988.89	
CAUTION DEPOSIT		7,825,715.00	
			42,356,703.89
TOTAL			275,050,968.11
ASSETS			
FIXED ASSETS	3		253,860,553.05
FIXED DEPOSIT WITH BANK			11,974,439.00
CURRENT ASSETS AND LOANS & ADVANCES			
A. CURRENT ASSETS			
CASH AND BANK BALANCES	4	2,801,909.06	
OTHER DEPOSITS	5	1,829,720.00	
			4,631,629.06
B. LOANS & ADVANCES	6		4,584,347.00
TOTAL			275,050,968.11

To be Read with our Report of Even date

For KCG COLLEGE OF TECHNOLOGY
(Unit of Hindustan Engineering Training Centre)

For ALLADI KRISHNAN & KUMAR
Chartered Accountants

Dr. Elizabeth Verghese
President

Dr. Anand Jacob Verghese
Vice President

Venkatesh.R
Partner

Place: Chennai
Date: 02-09-2013



KCG COLLEGE OF TECHNOLOGY
(UNIT OF H.E.T.C. REGD. SOCIETY)
40, G.S.T. ROAD, ST. THOMAS MOUNT
CHENNAI - 600 016

INCOME AND EXPENDITURE ACCOUNT FOR THE YEAR ENDED 31ST MARCH, 2013

INCOME

	Rs.P.
ADMISSION & REGISTRATION FEES	495,150.00
TUITION FEE	154,013,688.00
HOSTEL FEES	29,939,164.00
BUS FEES	17,912,982.00
INTEREST RECEIVED	1,037,455.00
MISCELLANEOUS COLLECTIONS	5,328,405.00
PROFIT ON SALE OF ASSET	537,964.43
EXCESS OF EXPENDITURE OVER INCOME	41,333,548.08
TOTAL	250,598,356.51

EXPENDITURE

	Rs.P.
SALARY, WAGES & ALLOWANCES	105,805,453.00
AICTE & AFFILIATION EXPENSES	1,845,100.00
ELECTRICITY CHARGES	4,957,897.00
GENERAL MAINTENANCE & REPAIRS	5,780,732.75
VEHICLE MAINTENANCE	10,798,240.22
INTEREST & FINANCE CHARGES	26,092,669.23
ADVERTISEMENT & PUBLICITY	26,450,874.00
PRINTING & STATIONERY	285,097.00
RENT, RATES & TAXES	2,834,417.00
TRAVELLING & CONVEYANCE	1,139,502.00
LAB EXPENSES	773,477.75
LEGAL & CONSULTANCY CHARGES	5,471,651.00
SPORTS EXPENSES	652,585.00
SECURITY & HOUSE KEEPING EXPENSES	6,656,508.50
LIBRARY EXPENSES	2,559,233.00
POSTAGE & TELEPHONES	1,531,645.17
STAFF WELFARE EXPENSES	268,367.00
RESEARCH & DEVELOPMENT EXPENSES	1,071,841.50
GENERAL & MISCELLANEOUS EXPENSES	3,226,476.96
TRAINING EXP STUDENTS	4,945,893.00
SCHOLARSHIP	4,407,350.00
DEPRECIATION	33,043,345.43
TOTAL	250,598,356.51

For KCG COLLEGE OF TECHNOLOGY
(Unit of Hindustan Engineering Training Centre)

To be Read with our Report of Even date
For ALLADI KRISHNAN & KUMAR
Chartered Accountants

Dr. Elizabeth Verghese
President

Dr. Anant Jacob Verghese
Vice-President

Venkatesh.R
Partner

Place: Chennai.
Date : 02.09.2013

